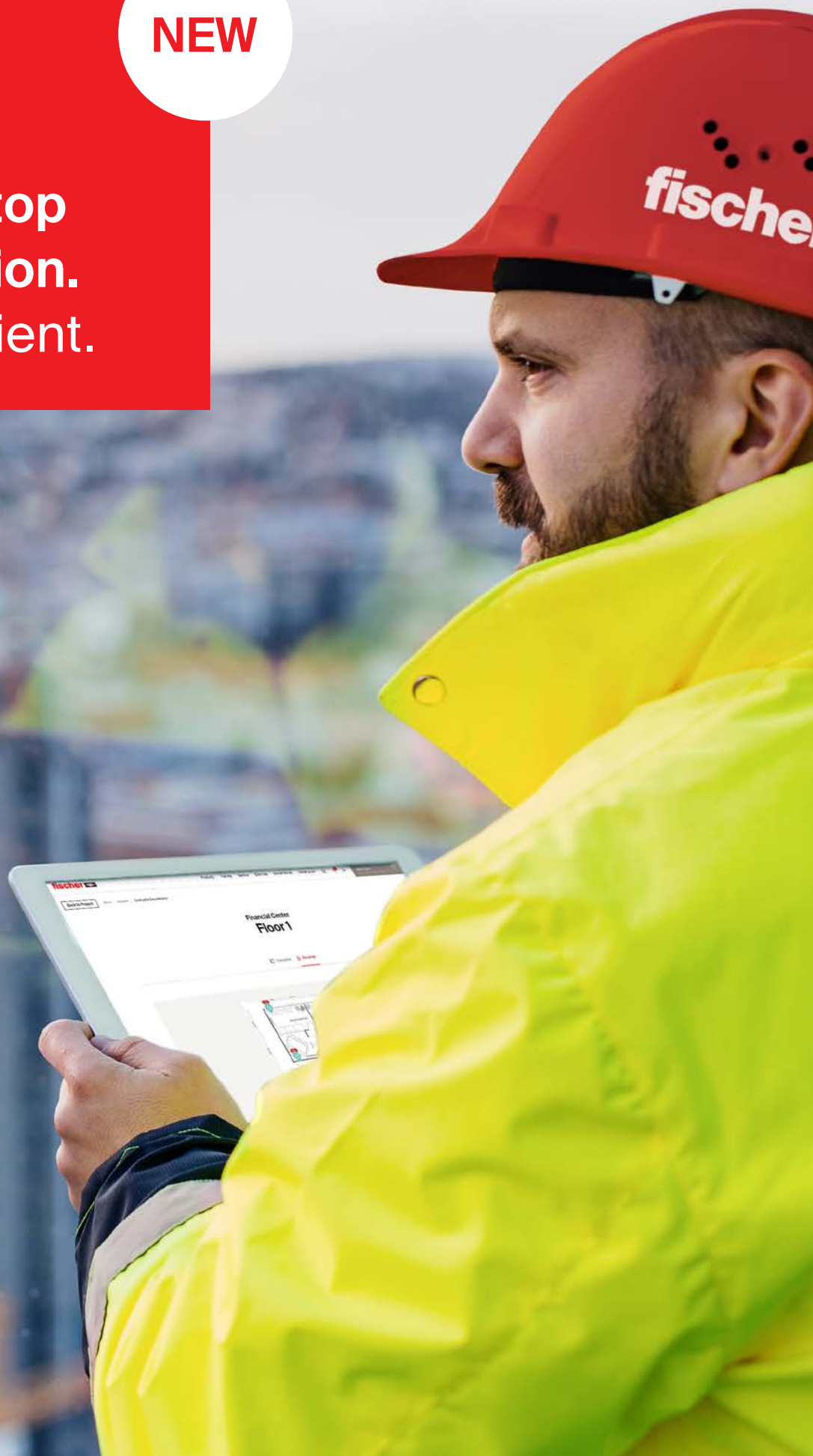


NEW

**Digital FireStop
Documentation.
Smart & efficient.**



The FireStop service app.

Experience simplicity and efficiency.

How it's been done till today:

The usual method of documenting fire safety labels is a well-established practice in the fire protection industry. After the installation of a protective system, it undergoes inspection and is manually documented. This is followed by the creation of a label, resulting in a process that is both inefficient and time-consuming.

The manual nature of this process leads to important documents being harder to find afterwards. This can result in data loss, which is disadvantageous in case of a site inspection. In addition, manual documentation occasionally leads to more potential errors in the process. We are determined to prevent this and have developed the appropriate solution.



Embrace the digital future. Simplify your documentation NOW:

With our Digital FireStop Documentation Software, the entire process from project overview via the documentation to inspection of installation points can be carried out digitally. This not only saves

time but also resources. All data is available at any time and stored in a fischer cloud. A QR-code on the firestop label allows access to this information at any time.

Your advantages at a glance.

+ Save time

Timesaving in the office and on site through prior fill-out.

+ More Convenience

Easy and convenient handling.

+ Start easy

Easy to set up due to excel import and export.

+ All in one

Integrated solution additional to the FireStop portfolio.

+ More Comfort

Comfortable data access by scanning the QR Code.

+ Print digital

Convenient label fill-out due to the mobile printer.




This is how it works.

Five steps and one professional documentation process.

Step 1: Preparation in the office

By using the browser version of the fire safety documentation, all relevant project information can be entered in advance. If necessary, a building plan can be uploaded. Additionally, it is possible to define user permissions for app users depending on the project, building or floor.



Step 2: Documentation on site

After the installation process of a FireStop product, the installer has the option to add information such as the products used in the mobile app version. All fischer firestop products are stored in the app and can be selected from a drop-down menu. The FireStop application can be documented with photos before and after installation.



Step 3 – optional: Label print-out

With all information added about floors and rooms, fire protection labels are automatically generated. These can be printed as “single” or “multiple” optionally in the office. It is also possible to print labels with a mobile printer at the location of installation. A QR-code on the label provides the ability to easily access data at any time.



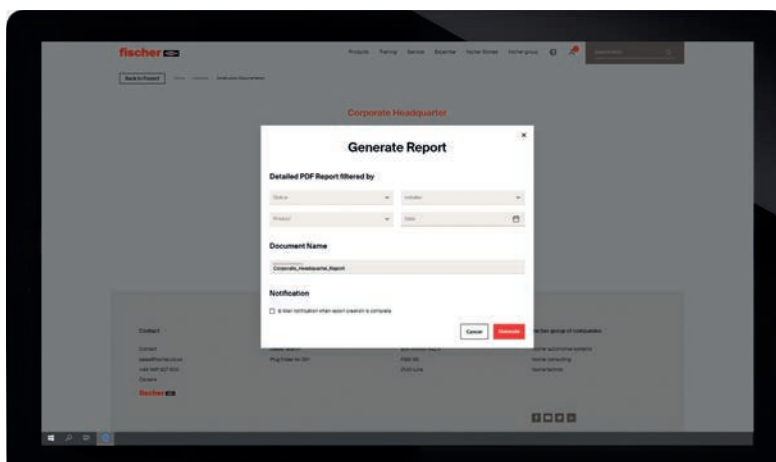
Step 4: Comprehensive data review

The corresponding data can be accessed at any time through the QR code on the fire protection label. A smartphone is all that is needed to scan the code at the installation site and access detailed information. In the event of on-site inspections, all project data can be accessed via the web version.



Step 5: Individual report generation

Whether you need a comprehensive report or individual access to specific data, create clear reports with all the relevant information you desire. The data report is available in PDF or Excel format.



One Solution with many features.



Unlimited users

Per license with individual permission.



Manage permissions

Determine all project participants and their roles and permission.



Flexibility

In the documentation process through web and app version.



Offline and online

Access supports the documentation process even without service.



Mobile printing

On site ensures all relevant data is correct on the label.



Quick reporting

A view clicks are needed to create an Excel-or PDF report.

Our 360° service to you.

From software solutions, to training, to personal consulting. As a reliable partner, we are always happy to assist you with words and deeds.

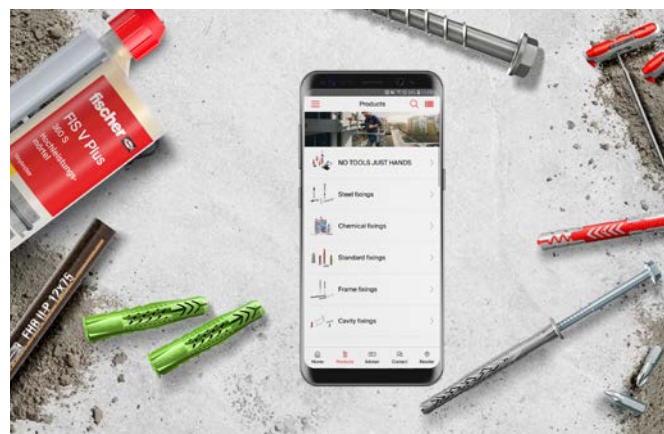


Your advantages:

- Our products range from chemical resin systems to steel anchors through to nylon anchors.
- Competence and innovation through own research, development and production.
- Global presence and active sales service in over 100 countries.
- Qualified technical consulting for economical and compliant fastening solutions. Also on-site at the construction site if requested.
- Training sessions, some with accreditation, at your premises or at the fischer academy.
- Design and construction software for demanding applications.

fischer PRO. The mobile fixing expert for craftsmen.

With the fischer PRO app, you can quickly and easily find information about products, locate dealers in your area or get the right solution for your application. Download now in the Apple or Google Play Store.



Benefits – quickly find the right product:

Product advisor

Immediately find the right fixing solution for your use case. And determine the right amount of material quickly and easily with the mortar calculator.

Online catalogue

Obtain information about all fischer products. Relevant technical data and load values are also available.

Barcode scanner

Just scan your product and obtain all relevant information, e.g. when away on a job.

Find a dealer

Find a dealer near you who stocks your selected product.

News

This is where you can find all the information you need about fischer such as product innovations or company highlights.

Your dealer:

www.fischer-international.com



fischer stands for

Fixing Systems
Automotive
fischertechnik
Consulting
Electronic Solutions

fischerwerke GmbH & Co. KG
Klaus-Fischer-Straße 1 · 72178 Waldachtal
Germany
P +49 7443 12-0
www.fischer-international.com · info@fischer.de
